




STUDENT PROGRESS THROUGH MAP & IXL



MAP

The MAP will be replacing the RI starting this school year.

Your student took the MAP this August, and they received a RIT score that can be converted into a Lexile.

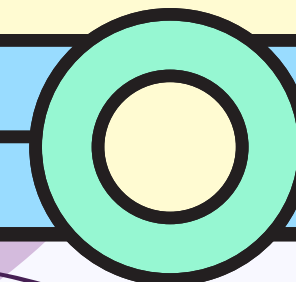
The MAP is a norm referenced test which gives them a score based on other sixth grade students in the nation.




GOALS

Your students will be taking the MAP again in December and in the Spring. They will have goals to meet that they will be aware of before they take their second MAP test.

Your teachers will be able to use your student's RIT score to help them create activities and remediation that fits their specific needs!

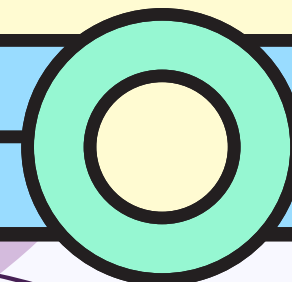





I-TIME

Based on your student's MAP score, their I-time may change or may have already changed because we group in I-time based on Lexile.

this means that your student is getting targeted reading practice!

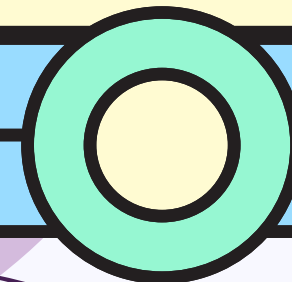





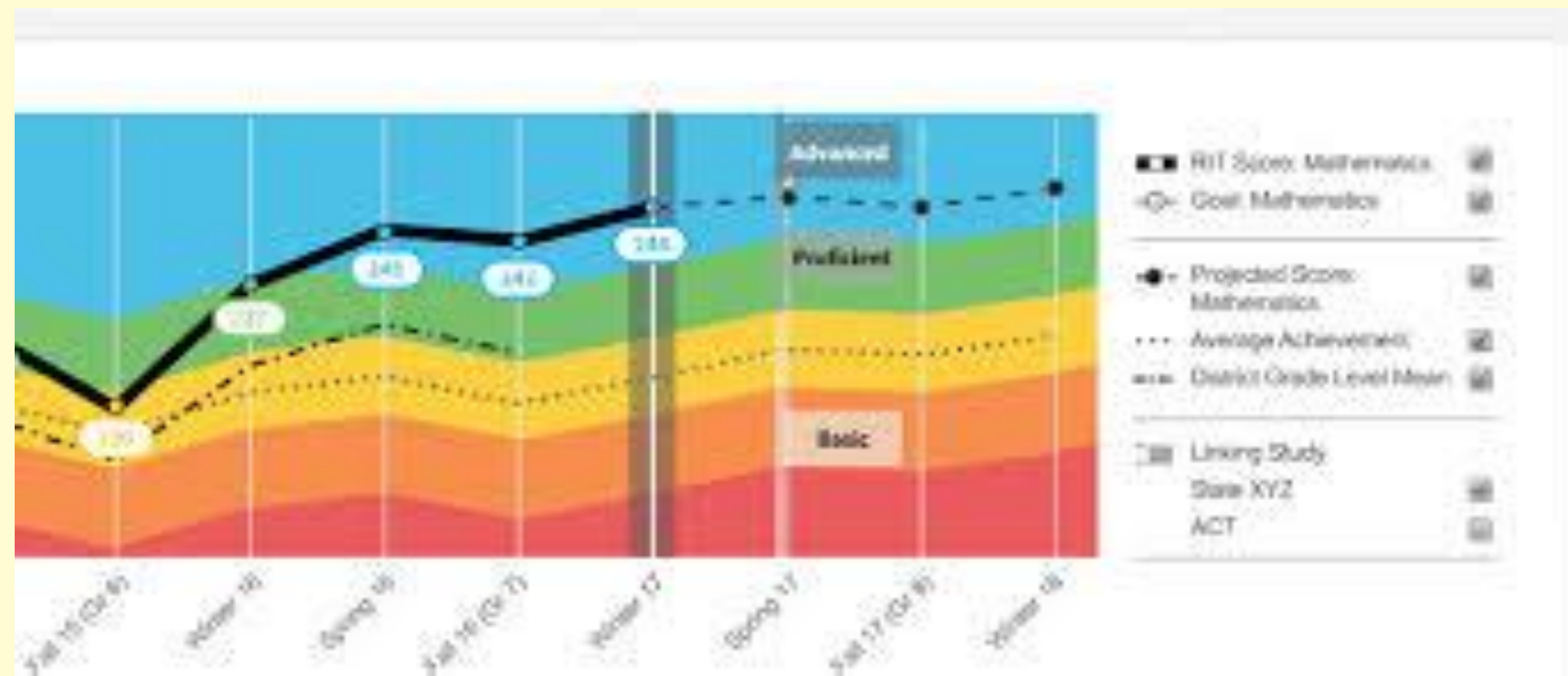
IT'S ALL ABOUT GROWTH!




Grade	MetaMetrics Lexile Grade Level "Stretch" Bands
1	190L to 530L
2	420L to 650L
3	520L to 820L
4	740L to 940L
5	830L to 1010L
6	925L to 1070L
7	970L to 1120L
8	1010L to 1185L
9	1050L to 1260L
10	1080L to 1335L
11 and 12	1185L to 1385L



MAP GROWTH GRAPH SAMPLE





Real-Time Diagnostic

Scheduled Snapshots

Overall Math Level

Math Strand Levels

Recommended Skills



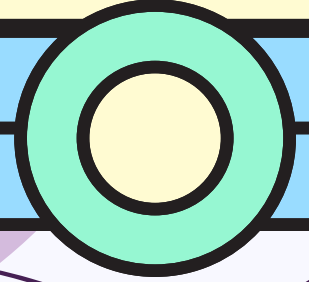
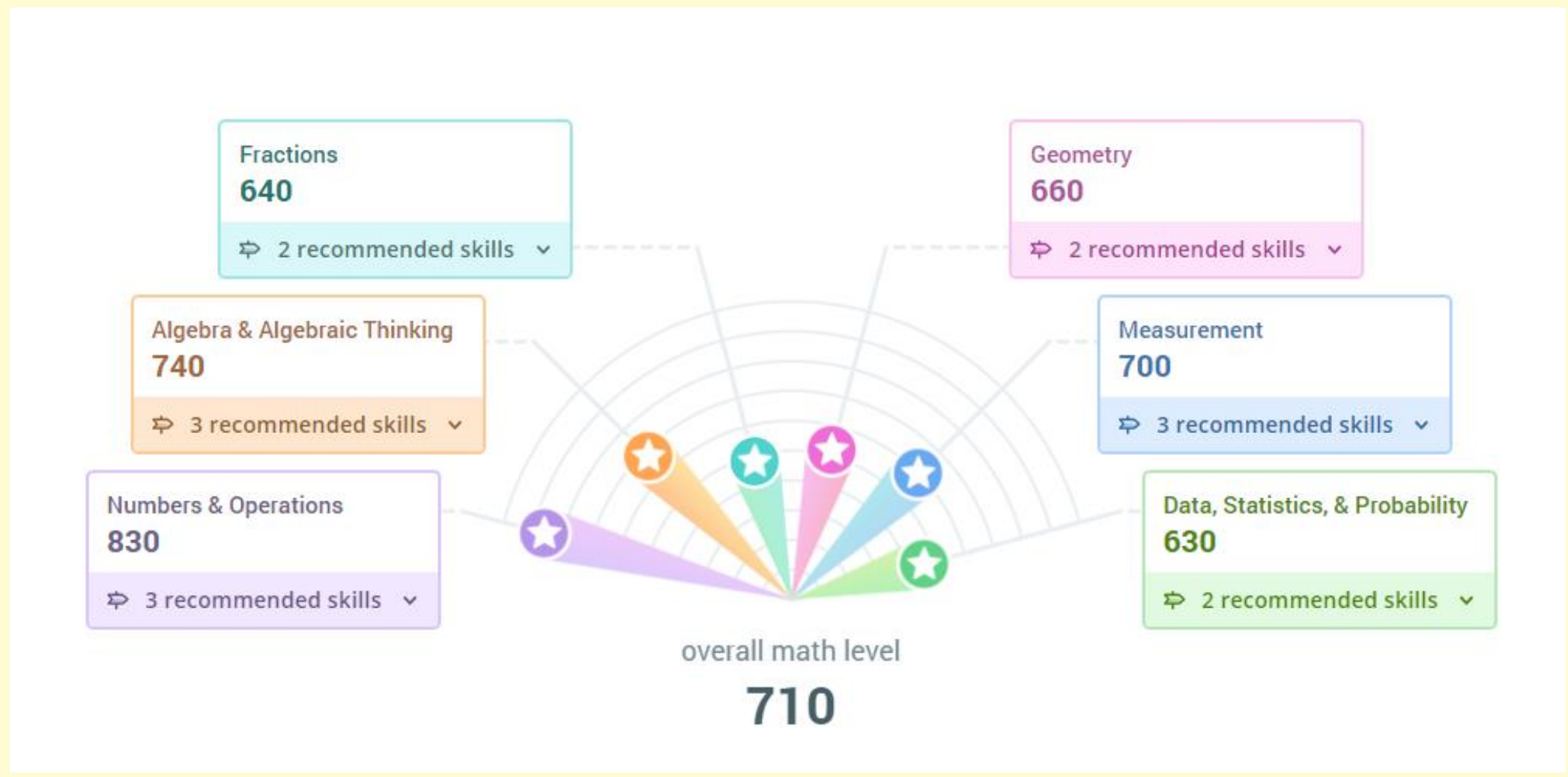
IXL DIAGNOSTIC


- Each week students spend 15 minutes during I-time updating their Diagnostic.
- Throughout the year we complete 3 Snapshots from the County.
 - Beginning of the Year (August)
 - Middle of the Year (December)
 - End of the Year (April)
- Students have a goal of increasing their beginning of year score 100 points by the end of the year.





OVERALL MATH LEVEL






RECOMMENDED SKILLS

- Completing the recommended skills help increase their level for that math strand.
- Teachers can also recommend skills.

Algebra & Algebraic Thinking



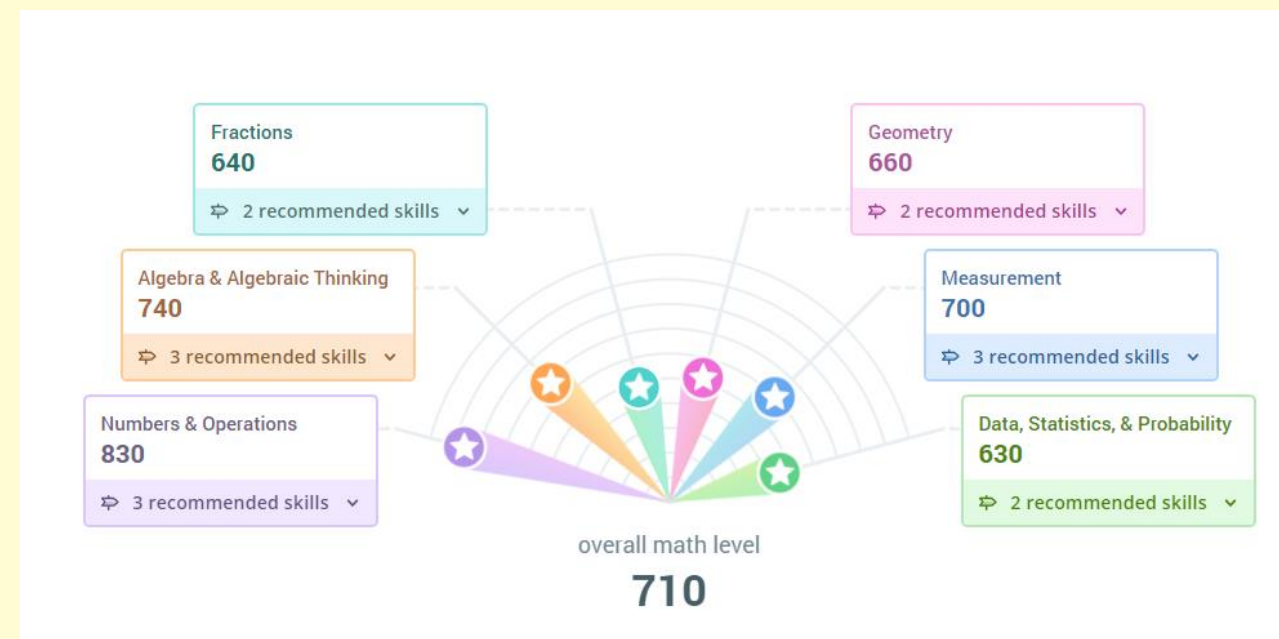
 3 recommended skills

- Complete a table from a graph (Fifth grade) >> 2WL
- Scale drawings: word problems (Seventh grade) >> 84H
- Identify proportional relationships from tables (Seventh grade) >> 6V7





AT HOME PRACTICE






Students can login at home through Launch Point and Practice IXL and increase their level.






ROCK THE SCHOOL



**ROCK THE SCHOOL
STRATEGY
STOP-LIGHT-STARTER**





**IXL IS THE MEASURE
FOR MATH
TRUE OR FALSE**



**THE MAP ASSESSMENT IS DESIGNED
TO MEASURE A STUDENT'S READING
ACHIEVEMENT AND GROWTH OVER
TIME.**

TRUE OR FALSE





**MAP USES A RIT SCORE THAT
MEASURES**

A. LEXILE

B. MATH LEVEL

C. STUDENT GRADE





**A 620 IN IXL REPRESENTS
WHICH GRADE LEVEL?**

A. 6TH GRADE

B. 7TH GRADE

C. 8TH GRADE





**THANK YOU FOR MAKING
THIS OUR BEST YEAR
EVER!**

